


Higher/Lower



Below/Under



Above/On



Near/Far




Activity-10

Summative Assessment Based On CCE

Skills / Aspects - Concept, Written work

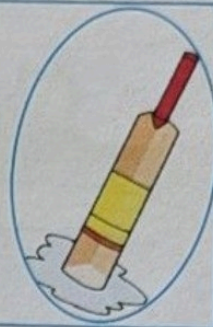

Circle the dog near the house.



Circle the bird far from the nest.

Same/Different

This is different.





Activity-9

Summative Assessment Based On CCE

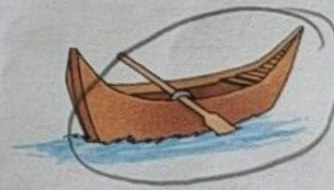
Skills / Aspects - Concept, Written work

Circle the different one :

1.



2.



3.




As Many As

These are equal number of fruits.



4

=



4

Activity-8

Summative Assessment Based On CCE


Skills / Aspects - Concept, Written work

1. Count and write the number of bats.



3

=



3

2. Count and write the number of marbles.



7

=



7

Teacher Tip:

Emphasise on the concept of equality by counting objects. Teach them '=' sign of equality.

More/Less

This is more.



This is less.



Activity-7


Summative Assessment Based On CCE

Skills / Aspects - Concept, Written work

Tick (✓) the picture that has more balloons :



Tick (✓) the picture that has less bananas :



Inside/Outside

Rocky is inside the kennel.



Tommy is outside the kennel.




Activity-6


Summative Assessment Based On CCE

Skills / Aspects - Concept, Written work

Tick (✓) the cat that is inside the basket :




Tick (✓) the chicks that are outside the box :



Heavy/Light

This is heavy.



This is light.




Activity-5



Summative Assessment Based On CCE

Skills / Aspects - Concept, Written work

Tick (✓) the heavy animal :



Tick (✓) the fruit which is light :



Tall/Short



Activity-4


Summative Assessment Based On CCE

Skills / Aspects - Concept, Written work

Tick (✓) the tall man :



Tick (✓) the short animal:



Name a friend / classmate who is H.W

❖ tall

❖ short

Long/Short

My skirt is long.



My skirt is short.



Activity-3


Summative Assessment Based On CCE

Skills / Aspects - Concept, Written work


Tick (✓) the child with long hair :



Tick (✓) the short animal :



Biggest/Smallest




Activity-2


Summative Assessment Based On CCE

Skills / Aspects - Concept, Written work

Tick (✓) the biggest :



Tick (✓) the smallest :





COMPARISON

Big/Small

This is big.



This is small.



Activity-1

Summative Assessment Based On CCE Skills / Aspects - Concept, Written work

Tick (✓) the big fish :



Tick (✓) the small fruit :



Teacher Tip:

Introduce and emphasise on big/small concept through a game. Keep a basket full of various objects such as ball, bat, book, pencil etc. Ask a student to pick up an object from the basket. Then ask another student to pick something bigger than the first one. This continues till all the things have been picked up. Vary instruction by saying bigger and smaller at random.