



# OCTOPUS

## PAPER CUTTING

Follow the steps using the given sheet to make an octopus.




Cut the sheet along the dotted lines and draw circles as shown.



Put glue on the extended side.



Roll and stick at both the ends.



Roll the cut strips as shown using a pencil.



Don't forget to draw eyes and smile.

