

**PARAGON CONVENT SCHOOL**

**SECTER 24 B CHANDHIGARH**

**CLASS 4**

**CH- 4 FUN WITH PAINT**

**BRAIN DEVELOPER**

A. Fill in the blanks:

1. **Paint** is a simple graphics program in which you can draw and color various pictures.
2. The **Select** tool is used to select any part of the image.
3. The **free – form** selection tool is used to select any irregularly shaped part of the picture.
4. You can use the **text** tool to insert text in your drawing.
5. **Flip** means to turn the selected picture horizontally or vertically to create a mirror image.

B. State true or false:

1. There is no difference between the Selection tool and Free-form selection tool. **True**
2. If outline around an image is not required, you can select the No outline option. **False**
3. Skew means to turn the picture sideways at an angle. **True**
4. You cannot use the ready-made shapes in your drawing. **False**
5. Zoom out option is used to increase the view size of the image. **False**

C. Multiple choice Questions:

1. The \_\_\_\_\_ tool is used to select any square or rectangular part of the picture.  
a) **Rectangular Selection**      b) Free-form Selection      c) Selection
2. You can also magnify the picture through the \_\_\_\_\_ tool on the Home tab.  
a) Brush      b) **Magnifier**      c) Slide
3. The Rotate option is present in the image group on the \_\_\_\_\_ tab.  
a) View      b) **Home**      c) Insert

D. Answer the following questions:

Q 1. How many selection tools are present in MS Paint? Name them.

Ans. There are two selection tools present in MS Paint. These are – Free-form selection tool and Rectangular selection tool.

Q 2. What do you mean by zooming an image?

Ans. Zoom means to increase or decrease the view size of an object on the screen in any ratio.

Q 3. How can you skew an image in Paint?

Ans. Skew means to turn the picture sideways at an angle. To skew an image in Paint:




- i) Select the drawing tool by using the Select tool.
- ii) Select the Resize option in the Image group on Home tab.
- iii) Specify the value of the Skew option in degrees for both horizontal and vertical, in the respective boxes. Click on ok.

Q 4. How can you enter text in MS Paint?

Ans. To add text in MS Paint:

- i) Select any shape from the Shapes group on Home tab. For example, Cloud call out shape and draw it on the drawing area.
- ii) Now, select the Text tool and then select any color.
- iii) Click inside the shape. A dotted rectangle appears with cursor inside it. Now, type the text as desired.

Q E. Match the following:

Free- form selection tool	
Zoom 100 % tool	
Select tool	
Rotate option	