

Landscape



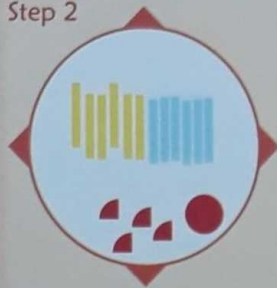
Flower

Step 1




Take blue, yellow and red chart papers.

Step 2



Cut blue and yellow papers into strips and cut red paper into circular and semicircular shapes.

Step 3



Fold the blue strips in swirl shape from one side.

Step 4



Paste blue strips in the corners of the sheet as shown.

Step 5



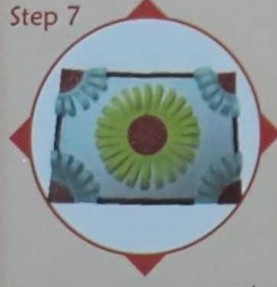
Paste yellow strips in the round shape as shown.

Step 6



Fold yellow strips and paste them from one end to other end as shown.

Step 7



Paste the red semicircles in the corners and circles in the centre. Make dots using yellow colours which enhances the beauty of the flowers.

