


TELEPHONE

TRACE AND COLOUR

Tring Tring Tring! Colour the telephone before the bell rings. Join the dotted lines and complete the picture using crayons.





My Teacher Says : 😊 😊 😊

Teacher's Sign. _____

LEAVES

TRACE AND
COLOUR

Leaves are of different shapes and sizes. Join the dots and complete the leaves.
Colour them with green crayon.




LEAF


STEP BY STEP

Follow the steps to make a leaf and colour it with green crayon.

1




2



3



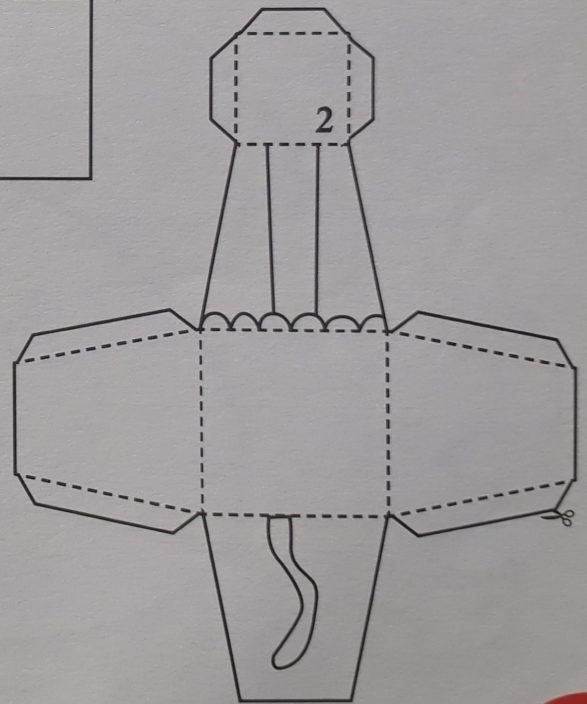
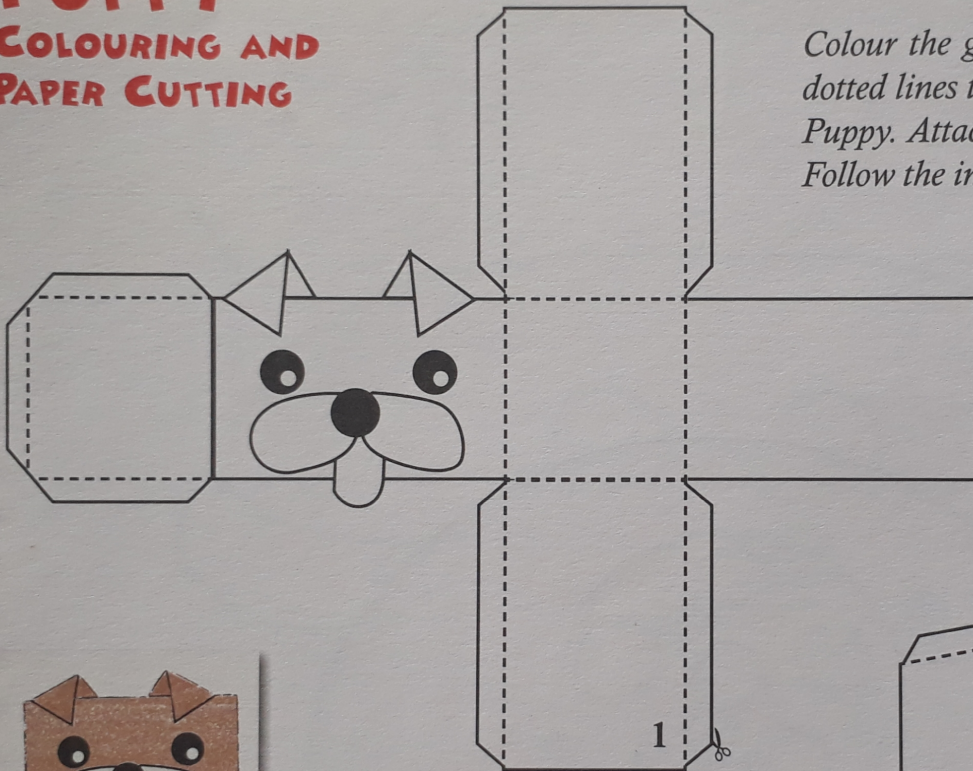
4



PUPPY

COLOURING AND PAPER CUTTING

Colour the given pictures in brown. Follow the dotted lines to fold and paste the sides to make a Puppy. Attach side 1 and 2 to finish it. Follow the instructions given.



- Fold Line
- Cut Line
- Glue Border