

## FLOWERS FORK PAINTING

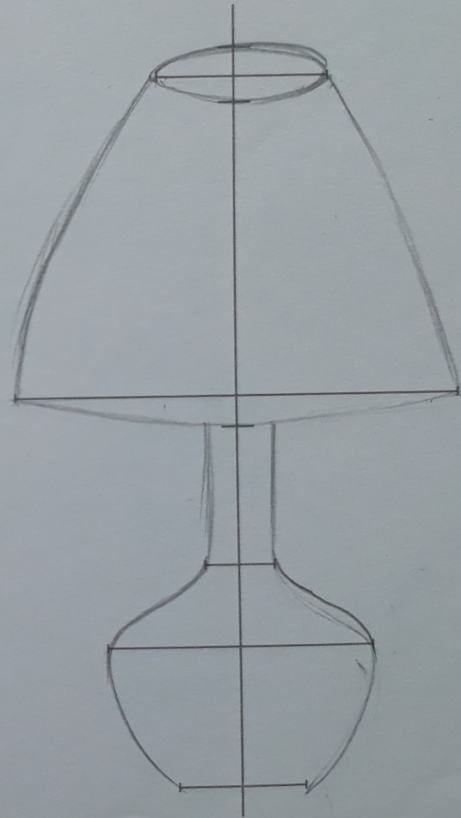
*Draw the stems of the flowers. Dip a plastic fork in poster colours and stamp it on the stems to make flowers as shown in the inset.*



# LAMP

**DRAW AND COLOUR**

*Draw a lamp with the help of drawing proportion as shown in the inset. Use coloured pencil shading to fill it.*






# LILY


STEP BY STEP

Follow the steps to draw a lily flower. Also colour it in bright colours.

1



2



3



4

