


Let's Begin

Circle the animals whose names begin with a, e, i, o, u.



A, e, i, o, u  
are called  
vowels.



**Tip for the Teacher** Students may want to colour the above picture.

Read the letters from a to z.

a	b	c	d	e	f	g	h	i
j	k	l	m	n	o	p	q	r
s	t	u	v	w	x	y	z	

The letters in red above are called **vowels**. All the other letters are called **consonants**.

### Check Your Progress

A. Underline the words which begin with a vowel. One has been done for you.

1



umbrella

2



lion

3




airport

4




baker

5



onion

6




egg

7



ostrich

8




book

9



alligator

Look at the pictures given below.



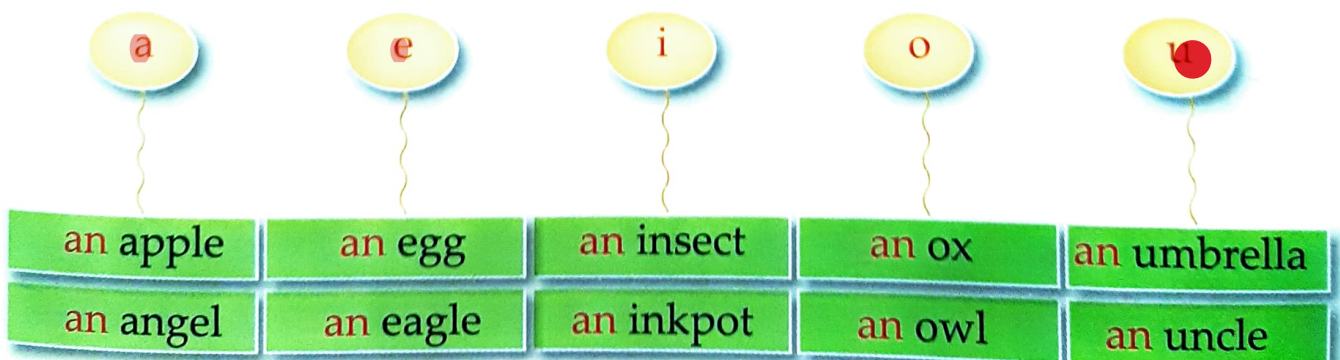
The words given above are naming words. We use **a** or **an** when we talk about **one** naming word.

Examples:

a ball	✓
an apple	✓
a pen	✓
an orange	✓

### When to use 'an'

We use **an** before a naming word that is one and begins with a **vowel** sound.



## When to use 'a'

We use a before a naming word that is one and begins with a consonant sound.


Examples:


a book   a dog   a car   a house  
a school   a man   a cake   a toy


## Check Your Progress


B. Join a or an with correct words. Pay attention to the first sound of the word. One has been done for you.


a


girl 


fish 

aeroplane 

igloo 

eraser 

horse 

owl 

Red lines connect 'a' to 'girl', 'fish', 'aeroplane', 'horse', and 'owl'. Red lines connect 'an' to 'igloo' and 'eraser'. An arrow points from 'an' to 'aeroplane'.

C. Circle a/an in the sentences given below. One has been done for you.

1.) There is **a**/an market near my house.



2.) **A/An** girl is standing under the tree.



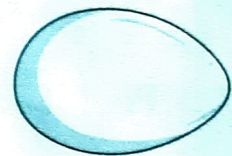
3.) **A/An** elephant has a long trunk.



4.) There is **a/an** chair in the room.



5.) Nina ate **a/an** egg for breakfast.



6.) I love to read **a/an** book.



7.) Children are playing in **a/an** park.



8.) Rahul took **a/an** orange to school.



D. Praveen is preparing breakfast for her mother. A few instructions are given below. Fill in the blanks using 'a' or 'an'.

1. Wash **an**..... apple  and **a**..... pear .

2. Peel **a**..... banana  and **an**..... orange .


3. Take help of **an**..... adult to cut the apple, pear and banana into small pieces.

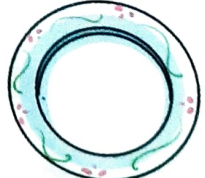
4. Take out slices of the orange and cut each slice into halves.


5. Put them in **a**..... bowl .


6. Boil **an**..... egg  in **a**..... pan .

7. Peel it when it cools.

8. Take **a**..... slice of bread  and toast it.

9. Keep the toast on **a**..... plate .

10. Keep the boiled egg in **a**..... separate bowl .

11. Now keep all these in **a**..... tray  and serve.

## Fun Time

- Collect two pictures:
  - One picture whose name starts with a vowel sound.
  - One picture whose name starts with a consonant sound.
- Paste them here.



1. a .....

2. an .....