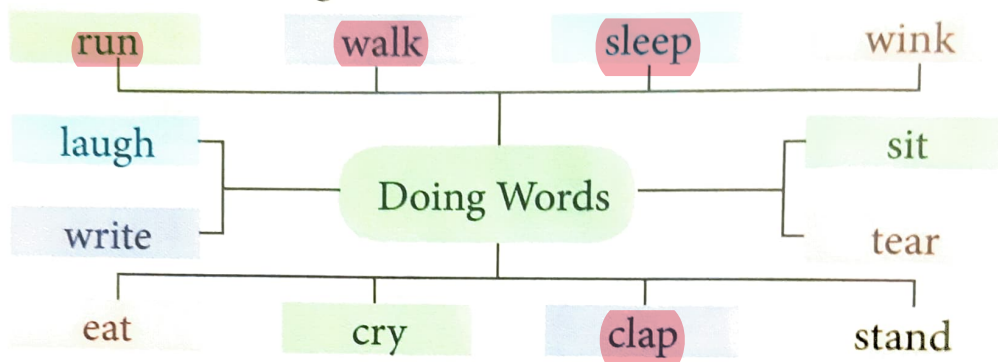




Doing Words

Let's Begin

► Read the words given below.



► Take turns to act out some of them.

The words that you have enacted are called **doing words**.

☞ Words that tell us about the actions of people or animals are called **doing words**. They are also called **action words**.

Observe the following pictures.



play



cook



walk



read



sleep



laugh











swim

Walk, read, sleep, laugh, play, cook and swim show actions. They are examples of **doing words**.

Check Your Progress

A. Match the doing words with the correct pictures. One has been done for you.

1. 	cook	5. 
2. 	dance	6. 
3. 	paint	7. 
4. 	cry	8. 
	eat	
	clap	
	climb	
	drive	

B. Underline the doing words in the sentences given below. One has been done for you.

1. I brush my teeth every day.



2. My friends paint very well.



3. I play with my ball.



4. We read story books.



5. The birds fly.



6. I write with a pen.



7. Ritu and Rohit
dance together.



8. We **go** to school
by bus.




When we talk about doing words related to **more than one naming word**, they change.

When we talk about **one dog**, we say the dog **barks**.

When we talk about **many dogs**, we say the
dogs **bark**.

Example:



Dog barks.



Dogs bark.

When we talk of **one boy** playing, we say the **boy plays**.

When we talk about **many boys** playing, we say the
boys play.

Example:



Boy plays.



Boys play.

Study the examples given below to understand how we use doing words.

► **One naming word**

I sing.
The bird sings.
The child sings.

She sings.
Mira sings.

He sings.
Amit sings.
It sings.

► **More than one naming word**

We sing.
The boys sing.

You sing.
The children sing.

They sing.

Check Your Progress

C. Circle the correct doing word in the sentences given below. One has been done for you.

1. The river flow/ **flows**.
2. The girls play/plays in the park.
3. The birds chirp/chirps.
4. The driver drive/drives safely.
5. My grandfather tell/tells a story at bedtime.
6. Reeta prays/pray every day.
7. Jacob and Saya read/reads well.



D. What do the following people do? Tick (✓) the correct answer. One has been done for you.

1. A teacher

- | | |
|--------------|---------------------|
| a. cuts hair | b. teaches ✓ |
| c. acts | d. dances |



2. A doctor

- | | |
|---------------------------|-----------|
| a. treats patients | b. paints |
| c. builds houses | d. cooks |



3. A cobbler

- a. grows crops
- c. mends shoes

b. sells vegetables

d. sings



4. A chef

a. cooks

c. sings

b. paints

d. acts



5. A plumber

a. acts

c. fixes taps

b. makes clothes

d. writes



Fun Time

- ▶ Each student will write one letter of the alphabet on a sheet of paper.
- ▶ Make sure that each one of you writes a different letter.
- ▶ Hang the paper with a string around your neck.
- ▶ Stand in a circle with your sheet of paper facing outwards.
- ▶ Take turns to form new doing words as shown in the picture.
- ▶ Continue till new words are formed.

Example: If the word is **sing**, the students with **S, I, N, G** will step forward and form the word as shown in the picture.



Tip for the Teacher

Help students form new action words. You may call out a few action words learnt so far.