

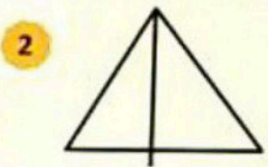




# BOAT

STEP BY STEP



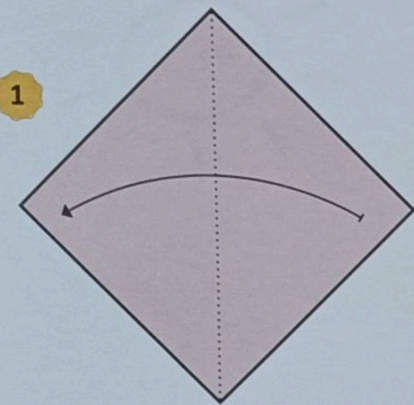
Follow the steps given to draw a boat. Colour it using crayons as shown.



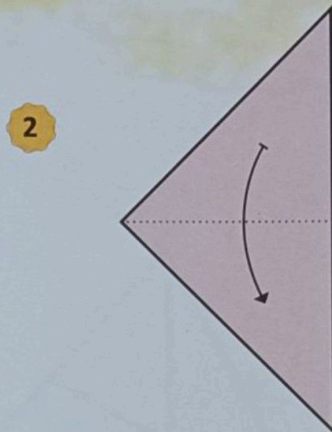
# RAT FACE

## ORIGAMI

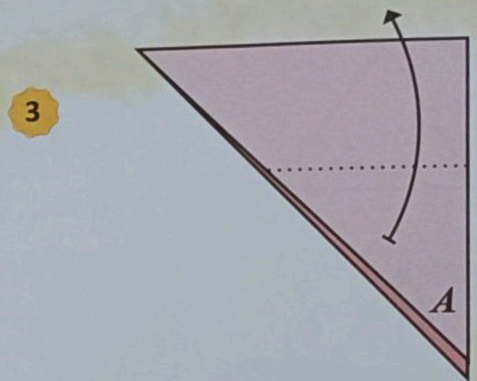
Using the given sheet, follow the instructions to make a rat face.



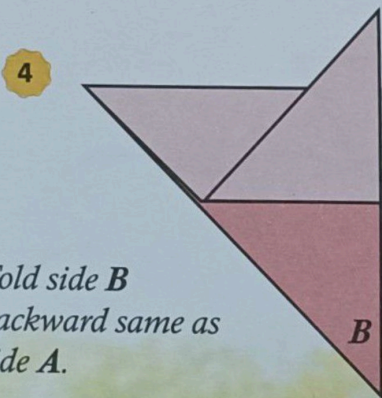
Fold the sheet in half.



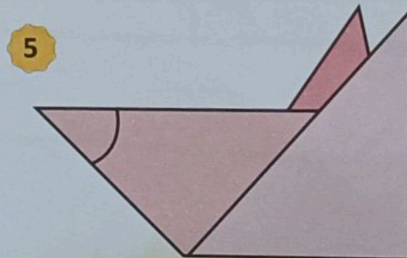
Fold downward along the dotted line.




Fold side A upward along the dotted line.



Fold side B backward same as side A.



Draw a nose and eye to finish rat face.



Finished