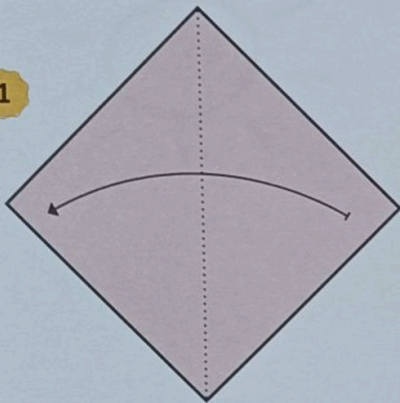


RAT FACE

ORIGAMI

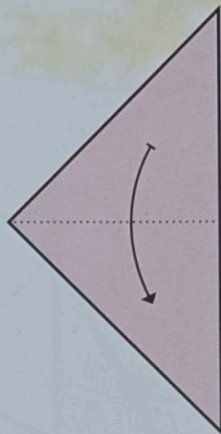
Using the given sheet, follow the instructions to make a rat face.

1



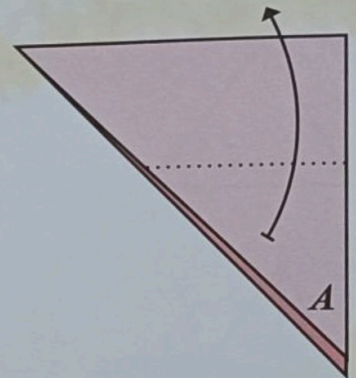
Fold the sheet in half.

2



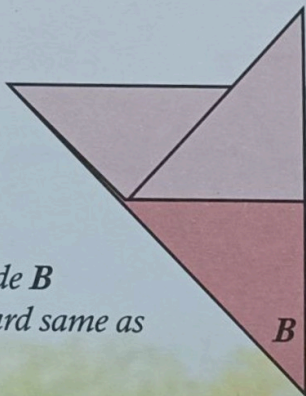
Fold downward along the dotted line.

3



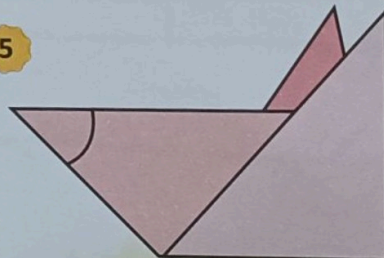
Fold side **A** upward along the dotted line.

4




Fold side **B** backward same as side **A**.

5



Draw a nose and eye to finish rat face.



Finished