

PARAGON CONVENT SCHOOL

SECTOR – 24 B , CHANDIGARH






CH -17 (DATA HANDLING)

Q-1. The following information is about the different kind of programmes that children watch on TV . Draw a pictograph to represent the information –


Using 1  = 5 children

Programme	Cartoons	Sports	News	Serials	Movies
No of children	50	45	25	30	40




Sol :

Programme	Number of children
Cartoons	
Sports	
News	
Serials	
Movies	

Q-2. Draw a pictograph about the number of cakes in a shop -

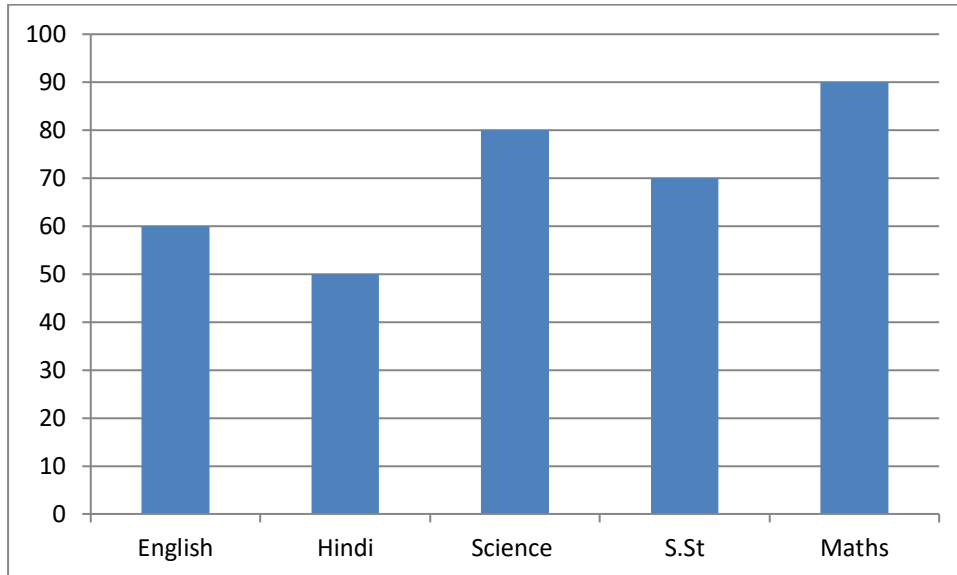
Using 1  = 10 cakes

Cakes	Chocolate	Mango	Pineapple	Strawberry	Vanilla
Numbers	70	50	90	40	80

Cakes	Numbers
Chocolate	
Mango	
Mango	

Strawberry	😊😊😊😊
Vanilla	😊😊😊😊😊😊😊😊

Q-3. The marks obtained by Anu in Olympiad exams is shown -



Read the bar graph and answer the following questions –

Q-1. In which subject Anu got maximum marks ?

Ans : Maths

Q-2. How many marks Anu got in Science ?

Ans : 80 marks

Q-3. In which subject Anu got minimum marks ?

Ans : Hindi

Q-4. In which subject she got 70 marks ?

Ans : S.St.