

STARTER 

Write M under the mango tree and C under the coconut tree. Which tree is easy to climb?

Have you ever climbed a tree? Was it fun?

Do you like to eat green mangoes? Are they soft or hard, sweet or sour?

Draw a picture of a mango, and a mango leaf. Colour them.

Now read the story. 

Look at this picture of a mango tree. It is in Kuldeep's garden. It is a big and shady¹ tree. In summer, there are many mangoes on it.

Kuldeep loves the tree.

¹shady: The dark area under the tree where shadow falls and there is no sun.
(Example: It's shady under the tree. There's no sun.)



When there is no school, Kuldeep plays under the tree. She even eats her lunch under it.

Sometimes, Kuldeep climbs the tree and hides among the leaves. She picks a green mango. She sits on the tree, and eats the mango.

One day Kuldeep's friends come to her house. They want to play hide-and-seek with her. They look for her everywhere. They don't see her.

They shout, 'Where are you, Kuldeep?'

She says, 'Up here!'

Her friends look up and see her. They say, 'We want to climb the tree too!'

Now there are no mangoes on the tree.

But there are lots of² happy children.



LEARN TO

Read

Understand

Infer

Reflect

1. *True or False?* Write T or F in the given boxes.
 - a. The mango tree is in Kuldeep's school. **F**
 - b. There are mangoes on it in summer. **T**
 - c. Kuldeep likes to play under the tree. **T**
 - d. She climbs the tree and picks green leaves. **F**
 - e. Kuldeep hides in the mango tree. **T**
 - f. All her friends climb on to the tree. **T**
2. Talk about what you read.
 - a. Why does Kuldeep eat her lunch under the tree, and not inside the house?
 - b. Why do you think there are no mangoes on the tree after the children climb up?
3. Read about these two children.

Sarita lives near her school. She walks home from school. In the evening, she plays hide-and-seek with her friends in the park. She plays football on the weekends.

Renu lives near her school. She goes home by car. In the evening, she plays games on her mother's cell phone. She watches movies on the weekends.

How are Sarita and Renu different? Are you like Sarita or like Renu? Whom do you want to be like?

Talk about this in class.

LEARN

Words

1. Match the season with the picture.



summer



rainy season



winter

2. Rearrange the letters to find words that match the clues. One has been done for you.

- a. A big plant. e r e t tree
- b. You go here to study. h o l o c s s chool
- c. You eat this in the afternoon. h c l n u lunch
- d. The hot season! m s e m u r summer
- e. Not sad! y h p a p happy
- f. You live in this. e h o s u house

LEARN

Grammar

1. Look at the pictures and write the correct words under them. Choose the words from the help box.

Irregular plurals


- | | | | |
|---------------|-----------|-----------|-------------|
| five children | one child | one leaf | two leaves |
| one tree | six trees | one mango | ten mangoes |




five children



two leaves



one tree



ten mangoes

2. Which is correct? Underline the correct phrase.

One has been done for you.

- a. one books or one book?
- b. twenty girls or twenty girl?
- c. six cat or six cats?
- d. one child or one children?
- e. two friend or two friends?
- f. four toys or four toy?



Some rules to make *plurals*.

Add *s* to: bird, desk, bat, house, tree, car, bed, day, boy, girl

Add *es* to: box, fox, lunch, branch, bus, glass, tomato, mango, bush, dish

For some words, the plurals are very different.

Look at these words:

child, children | man, men | woman, women |
tooth, teeth | foot, feet

LEARN TO

Write

When Kuldeep does not have school, what does she do?
Complete these sentences about her, using the words given.

hides | eats | plays | picks | climbs


- 1. Kuldeep plays in her garden.
- 2. She eats lunch under the mango tree.
- 3. She climbs the mango tree.
- 4. She picks mangoes.
- 5. She hides in the tree.

LEARN TO

Listen



Look at the picture. It is a picture of Kuldeep and her friends, Amit, Bina, Feroz and Rohit. Your teacher will tell you who is who in the picture. Listen to her and write their names under their pictures.

**LEARN TO**

Speak



1. Read these words aloud.

lunch | bunch | up | front | hunt | dump | must | bus

Read these phrases aloud.

up front | lunch hunt | must munch | Mutt's bus

2. Work in pairs. Draw five pictures in your exercise book. Hide your picture from your partner. Then talk to each other like this.



Ask questions like this until you find out what your partner has drawn. Give each other points—one point for every correct guess.