


Let's Begin

Observe the picture of a railway platform. Read the text that follows.



An old man is sitting **on** a bench.

His bag is kept **under** the bench.

There is a bottle of water **in** his bag.

There is a food stall **near** him.

The shopkeeper is sitting **behind** the counter.

The words **in**, **on**, **under**, **near** and **behind** tell us where a person, animal or thing is. They tell us about the position of a person, animal or thing.

Examples:

- The fish is **in** the pond.
- The monkey is **on** the tree.
- The bear is **under** the tree.
- The deer is **near** the bear.
- The lion is **behind** the bushes.



Check Your Progress

A. Look at the pictures. Tick (✓) the correct answer. One has been done for you.



1. The rabbit is under on behind ✓



2. The baby is on under in



3. The boy is sitting on behind near



4. The apples are near in behind



5. The tree is under on near

B. Observe the picture. Fill in the blanks with **in**, **on**, **under**, **near** and **behind**.



The children are playing ^① **on** the beach. One girl is sleeping ^② **on** the mat which is ^③ **under** the umbrella. Two boys are playing with sand ^④ **near** her. One girl is ^⑤ **in** the water. There are buildings ^⑥ **behind** her. A book and a pair of glasses are kept ^⑦ **on** the mat. A pair of slippers is kept ^⑧ **near** it.

C. Draw the objects according to the instructions given below.

1. Draw a book **on** the table.



2. Draw a tree **near** the house.




3. Draw a fish **in** the bowl.




4. Draw a ball **under** the chair.



5. Draw a lamp **behind** the sofa.



D. Correct the sentences given below. Fill in the blanks. One has been done for you.



1. The puppies are **on** the umbrella.
The puppies are **under** the umbrella.



2. The boy is **under** the wall.
The boy is **behind** the wall.



3. The deer is **in** the pond.
The deer is **near** the pond.



4. I keep my pencils **behind** the holder.
I keep my pencils **in** the holder.



Fun Time

- ▶ Play in the groups of four.
- ▶ Make five chits of paper.
- ▶ On each chit write down **on**, **in**, **under**, **near** and **behind**.
- ▶ Fold the chits and keep them in the centre of the table.
- ▶ Each one of you will take turns to pick up one chit. Read the word written on it and frame a sentence.
- ▶ Example: If the chit reads **on**, you can frame a sentence like: 'The cat is sitting **on** the mat'.
- ▶ Play 3-4 rounds of this game.

